




**Progress
Learning**



Summer Learning Guide

Planning Effective Summer Instruction
for All Learners



Table of Contents



- Leverage Your Data to Develop Quality Summer Learning Plans 3
- Set SMART Summer Goals with Students 4
- Student Learning Schedule Options 5
- Progress Monitoring and Communication with Families 6
- Summer Learning for Teachers: Level Up with Quality PD 7
- Free Resources 8
- Progress Learning Can Help 9

Leverage Your Data to Develop Quality Summer Learning Plans

As the school year comes to a close, it's important for you to leverage your student data and reports to create individualized summer learning plans. These plans can help students stay on track and not fall behind throughout the summer, which can be a challenging time for learners. By using data to identify areas of growth and areas of strength, you can create a plan that engages each student in their own learning journey. The key to success is flexibility; plans should be designed to be completed at home with family or during on-campus summer school programs. By prioritizing individualized education and engagement, you can help your students continue to thrive even when school is out of session.



Helpful Tips

Utilize student testing data from the Spring semester


Sync plans with quality educational technology tools

Review quality reports to identify areas of need

Include fun activities or games families can do together

Focus on key areas of need for the upcoming school year

Set measurable and attainable goals



Set SMART Summer Goals with Students

As teachers, we understand how important it is for our students to continue learning in the summer months. At the same time, we also know that it can be challenging to get them excited about learning outside of the classroom. That's where SMART learning goals come into play. By working with each student to identify areas where they need the most support, you can personalize their summer education plan to meet their individualized needs. You can also include areas of interest in these goals to help keep things engaging and fun. Whether it's reading books about their favorite sports teams or practicing math skills with a game, creating goals that are specific, measurable, attainable, relevant, and time-bound can help your students make the most of their summer learning.

SMART Goals Are:




Specific

Define the goal in detail and find your purpose for the goal.




Measurable

How will success be measured? Set concrete criteria for measuring progress.



Attainable

Can you accomplish the goal? It should be challenging yet realistic.



Relevant

Is the goal constructive? It needs to be results-focused and productive.



Time-bound

The goal should have a set deadline and regular checkpoints.



Student Learning Schedule Options


Option 1: Follow a Weekly Schedule for At-Home Practice

Here's a suggested weekly schedule of what students can do to review at home. You may need to adjust based on materials available at home.

Mon	Work for 30 minutes in Math or ELA either in an online platform or workbook, then alternate subjects
Tues	<u>Grades K-5:</u> Watch a learning video with a family member, draw a picture, and talk about it <u>Grades 6-12:</u> Watch an educational video, write a reflection, and have a discussion with someone at home
Wed	Take an online practice test in one of your online learning programs from your teacher, read for 30 minutes
Thurs	<u>Grades K-5:</u> Complete skills practice in an online program for 30 mins, then have some fun playing learning games <u>Grades 6-12:</u> Work in an online skills platform and play learning games for 45 mins


Option 2: Empower Student Choice with Practice at Home

Create a choice board for students to use at home to help them achieve three learning goals for the summer. Click [here](#) to download.



Option 3: Set Summer Goals for Practice at Home

Help students set goals of what to practice over the summer with student goal setting templates. Click [here](#) to download.



Progress Monitoring and Communication with Families

Now that you have created a personalized learning plan for each student, it is crucial that you communicate it to their families. Effective communication with students and families is vital to keeping everyone on the same page and ensuring your summer learning plan is implemented successfully.

Staying in contact allows you to regularly check in with students to offer support and receive updates on their progress in achieving their goals. It also helps you maintain a line of communication with families to address any concerns or questions they may have.

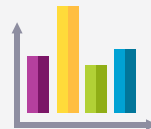
By following these suggestions, you can help your students continue to grow and learn during the summer months.



To recap:



Communication with students and families is key!



Students should be able to track progress from home



Utilize quality progress monitoring programs and educational technology



Create buy-in with families by reviewing summer goals before the school year ends

Summer Learning for Teachers: Level Up with Quality PD

As dedicated educators, we are always looking for ways to improve and better serve our students. One excellent opportunity for growth is quality Professional Development (PD) during the summer months. Not only can PD provide valuable knowledge and skills to help you meet individualized education goals, but it can also reinvigorate your passion for teaching and spark new levels of engagement with your students. By taking advantage of summer PD, you can gain a fresh perspective, collaborate with colleagues, and learn best practices from experts in the field. Investing in your own learning translates to improved outcomes for students, making summer PD a win-win for everyone involved.



Where to Find Quality Professional Development During the Summer

Check out your district office for
upcoming PD

Online webinars through trusted
education sites

Regional conferences

Free online offerings from your favorite
edtech companies

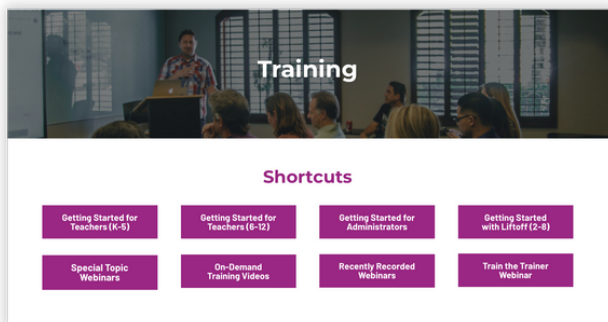
Progress Learning training and webinars

Free Resources for Teachers



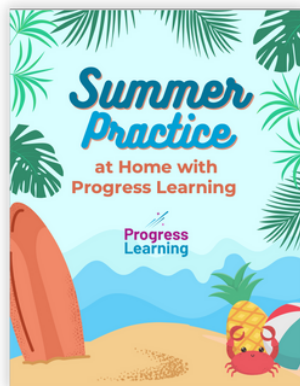
[Progress Learning News and Blog](#)

Stay up to date with education news and tips



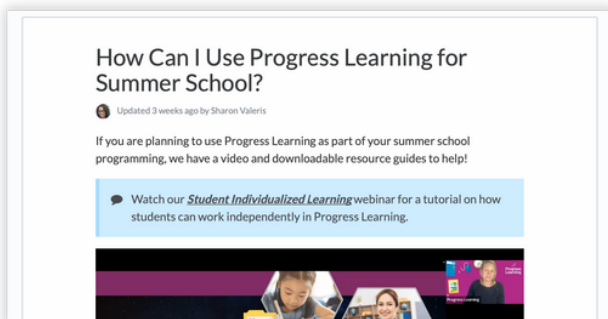
[Progress Learning Training and Webinars](#)

Covers relevant educational topics with real teachers and experts



[Summer Practice at Home with Progress Learning](#)

Discover our Summer Practice Guide for Progress Learning users



[How to Use Progress Learning for Summer School](#)

Watch our video and download our comprehensive guides

Progress Learning Can Help

Progress Learning is an innovative and powerful edtech tool that thousands of schools across the country have used for their summer school and tutoring programs. Our unique platform provides students with a personalized learning experience that helps them achieve standards mastery at every grade level. Best of all, our platform is accessible from anywhere, giving students the freedom to engage in their studies wherever they are.

For on-grade-level students, Progress Learning can be used to review and supplement standards covered over the previous school year. You can assign practice or direct students to their "Study Plan" where they can work independently. Students who have already mastered on-grade-level standards can easily switch to additional subjects or grade levels to enrich their learning and take on new challenges.

For below-grade-level students, you can assign diagnostic testing to determine where they stand. Immediately after the assessment, you can assign remediation with just a click using our Quick Click Remediation. In addition, we offer our adaptive intervention program, Liftoff, for students in 2nd to 8th grade. Liftoff works in vertical alignment and helps identify each student's foundational skill gaps, not just the ones from the previous year. With Progress Learning, students have the tools and support they need to excel over the summer.



[Request a demo of our standards-aligned summer school tool today!](#)



Easily accessible platform from all web-enabled devices



Data-driven detailed reporting



Quick Click Remediation and adaptive intervention



High-quality, standards-aligned practice items



Interactive and engaging content for all grade levels