

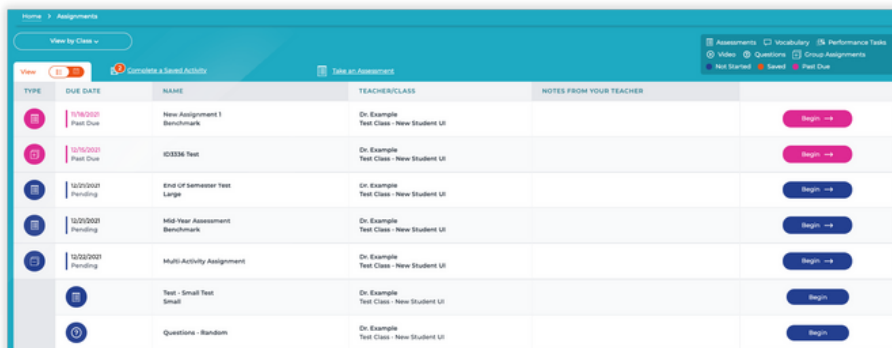


# Secondary Student Experience

6th-12th Grade

## Student Assignments

View all assignments in a list or calendar view by toggling in the left corner "View."

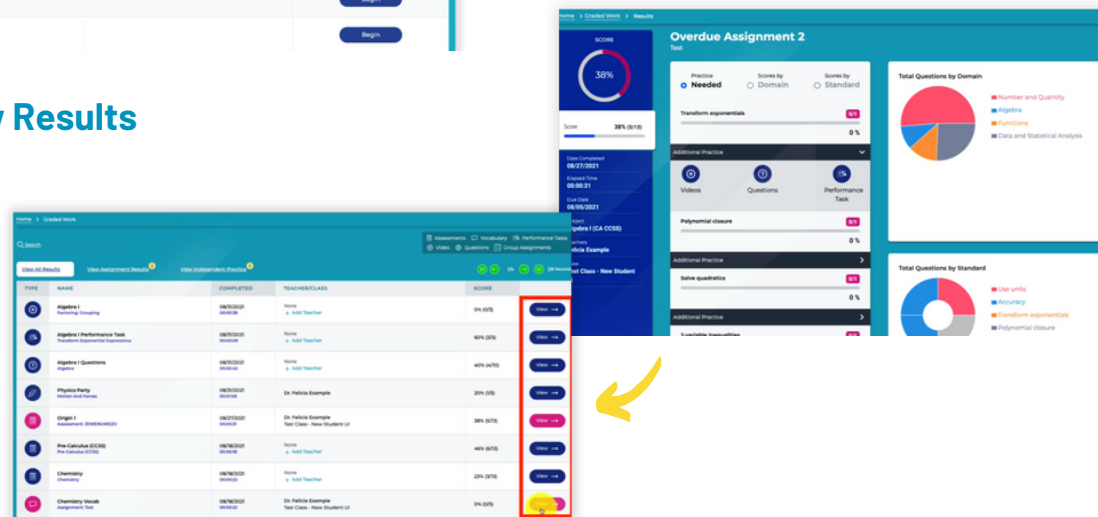


| TYPE       | DUE DATE  | NAME                          | TEACHER/CLASS                              | NOTES FROM YOUR TEACHER |
|------------|-----------|-------------------------------|--|-------------------------|
| Assignment | 1/16/2021 | New Assignment 1 Benchmark    | Dr. Example<br>Text Class - New Student UI |                         |
| Assignment | 1/16/2021 | ICE334 Test                   | Dr. Example<br>Text Class - New Student UI |                         |
| Assignment | 1/16/2021 | END OF SEMESTER TEST Large    | Dr. Example<br>Text Class - New Student UI |                         |
| Assignment | 1/16/2021 | MID-YEAR Assessment Benchmark | Dr. Example<br>Text Class - New Student UI |                         |
| Assignment | 1/16/2021 | Multi-Activity Assignment     | Dr. Example<br>Text Class - New Student UI |                         |
| Assignment | 1/16/2021 | Test - Small Test Small       | Dr. Example<br>Text Class - New Student UI |                         |
| Assignment | 1/16/2021 | Questions - Random            | Dr. Example<br>Text Class - New Student UI |                         |

Click Group Assignments to expand and view all activities.

## Students Can Easily Review Results

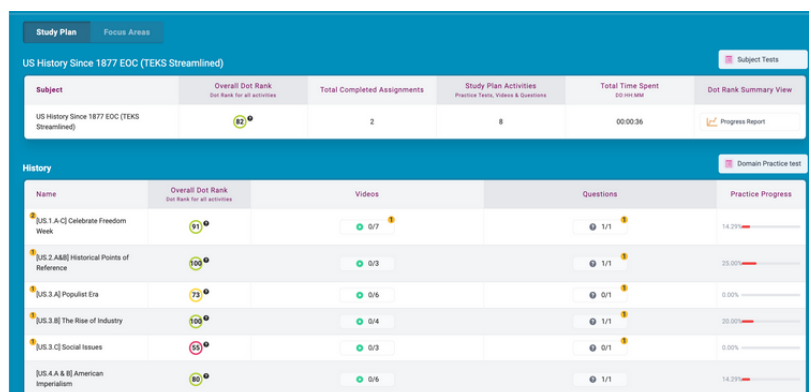
Go to your Graded Work screen from the side menu option to view all the activities you have completed with your scores. Click 'View' to access the results screen for the selected activity to view additional details.



## Gain Additional Practice to Earn More Tokens and Green Dots in Your Study Plan!

Access the practice screens for each of your subjects, or additional subjects, by selecting the "Study Plan" option on the left side of the menu bar. Your practice screen will display with options to do small practice activities, take a practice test, or monitor progress over time using the Progress Report.

Each activity you complete goes towards your total results to earn more tokens and green dots! As a bonus, a ribbon can be earned by completing all the activities tied to each standard!



| Subject                                      | Overall Dot Rank | Total Completed Assignments | Study Plan Activities | Total Time Spent | Dot Rank Summary View |
|--|------------------|-----------------------------|-----------------------|------------------|-----------------------|
| US History Since 1877 EDC (TEKS Streamlined) | 17               | 2                           | 8                     | 00:00:36         | Progress Report       |

| Name  | Overall Dot Rank | Videos | Questions | Practice Progress |
|---|------------------|--------|-----------|-------------------|
| [U.S. 1.A.C] Celebrate Freedom Week         | 11               | 0/7    | 1/1       | 14.2%             |
| [U.S. 2.A.8] Historical Points of Reference | 10               | 0/3    | 1/1       | 25.0%             |
| [U.S. 3.A] Populist Era                     | 7                | 0/6    | 0/1       | 0.0%              |
| [U.S. 3.B] The Rise of Industry             | 10               | 0/4    | 1/1       | 25.0%             |
| [U.S. 3.C] Social Issues                    | 10               | 0/3    | 0/1       | 0.0%              |
| [U.S. 4.A & B] American Imperialism         | 10               | 0/6    | 1/1       | 14.2%             |