

A decorative border of various green tropical leaves, including palm fronds and monstera leaves, frames the top and sides of the page.

Summer Practice

at Home with
Progress Learning

The logo features three blue diagonal lines with small purple stars at their ends, positioned above the text.

Progress
Learning



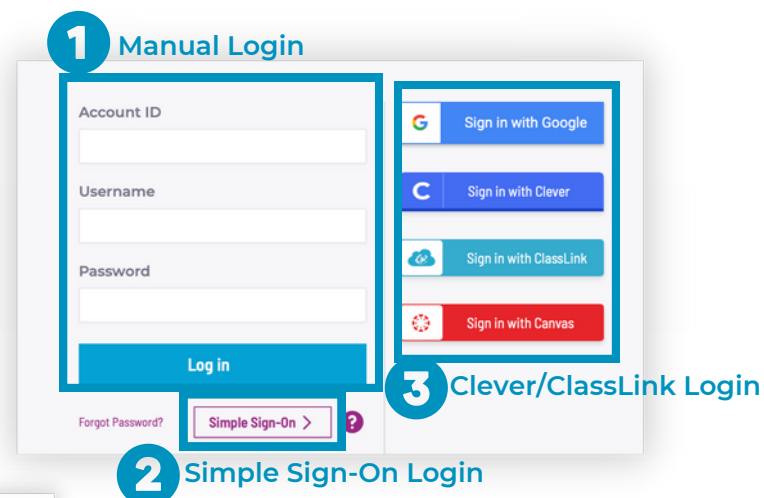
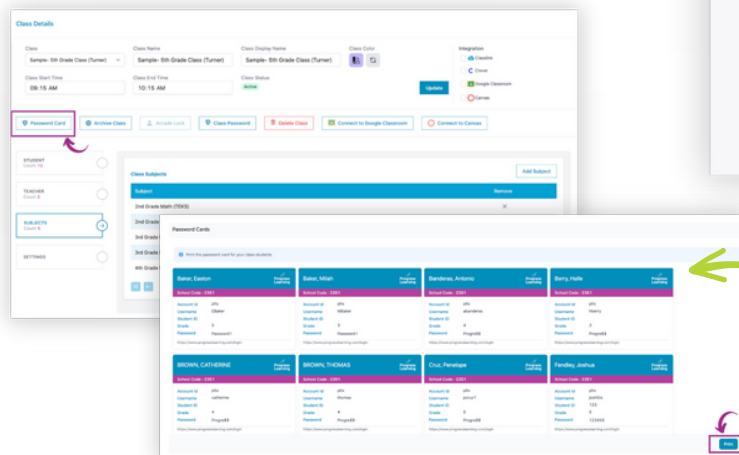
Prepare Student Login Information to Send Home

There is no student app for Progress Learning. We designed our program to be accessible for students on any device that has access to a web browser (Chrome, Firefox, Safari, etc.).

Students will need to use the URL, app.progresslearning.com/login to log in.

1 Manual Login

To log in to Progress Learning, your students will go to app.progresslearning.com/login and use their account ID, username, and password to access their account.



2 Simple Sign-On Login

2 Simple Sign-On Login

If simple sign-on is enabled for K-1 students, they will log in by first clicking on the Simple Sign-On button. To learn more about the Simple Sign-On option, check out this article: [Activate Simple Sign-On for K-1 Students](#). Here are [directions](#) teachers can provide to families on how to use Simple Sign-On at home.

3 Clever/ClassLink Login

If Progress Learning is rostered through Clever or ClassLink, students will not need a separate password for Progress Learning. They will log in through your campus portal and click on the Progress Learning logo on their dashboard to log in to their account.

Students can also log in to their Clever/ClassLink portal from the Progress Learning login page. This will then redirect them to log in through the Clever/ClassLink portal.

Send Family Resources Home on Best Practices

How to Support with Progress Learning

Review Missed Questions in the Study Plan with Video Explanations
Students can review missed questions after any question they answer incorrectly. They can watch the Explanation Video which is specific to the question they are working on in their Study Plan for the different subject areas.



How to Earn Galaxy Stars
Watch an MP3 STUDY PLAN topic to earn Galaxy Stars. Earn up to 3 stars per topic. Must complete all 10 questions assigned to each topic.

- ★★★★ 100%
- ★★★ 75%
- ★★ 50%
- ★ 25%
- 0% 0%

Track mastery of standards with 3 Galaxy Stars
Each student's goal is to earn 3 Galaxy Stars and master each standard of their study plan in all subject areas.

You can help your child track how many Galaxy Stars they have earned for each standard in their Study Plan.

Study Plan:



How to Support with Education Galaxy

Review Missed Questions in Study Plan or Assignments
Students can review missed questions after they complete a session. They can watch the Alien Explanation video, watch a mini-lesson video, and go back to the study plan for more practice.


How to Earn Galaxy Stars
Watch an MP3 STUDY PLAN topic to earn Galaxy Stars. Earn up to 3 stars per topic. Must complete all 10 questions assigned to each topic.

- ★★★★ 100%
- ★★★ 75%
- ★★ 50%
- ★ 25%
- 0% 0%


Track mastery of standards with 3 Galaxy Stars
Each student's goal is to earn 3 Galaxy Stars and master each standard of their study plan in all subject areas.

You can help your child track how many Galaxy Stars they have earned for each standard in their Study Plan or My Stats.

Study Plan:



My Stats:



Getting Your Child Started with



EDUCATION GALAXY



LIFTOFF Adaptive Intervention

Ways to Support My Student's Learning

How to Support with Progress Learning

Results Screen
Students can go to their Student Work screen from the side menu option to view all the activities you have completed with your screen. Click "View" to access the results screen for the selected activity to view additional details.

Study Plan



Access the practice screens for each of your subjects, or visit these screens by selecting the "Study Plan" option on the left side of the main bar. Your practice screen will display with options to do small practice activities, take a practice test, or monitor progress over time using the Progress Report.

Each activity you complete goes towards your total results to determine letters and green stars. For a bonus, a ribbon badge earned by completing all the activities tied to each standard.

Review with Assignments
You can also face your child work on any assignments they have been assigned to practice from their seat for by review. Students can complete an assignment or review Chapter Book to learn from their mistakes.

Getting Your Child Started with

Progress Learning



LIFTOFF Adaptive Intervention

Ways to Support My

Connect families to Progress Learning by downloading and printing our family brochures. Progress Learning can be accessed on any device wherever there is an internet connection. Get the most out of Progress Learning by communicating its benefits to your families.

Teachers can print the family brochure front and back, fold it, and send it home as an info guide for families on how to use Progress Learning at home and support their students.

Download and print this family letter to send home with your students. This welcome letter will give families the first steps on how to start using Progress Learning at home with their child.

Click [here](#) to download these resources.

Welcome to Progress Learning

Information for Parents/Guardians

Greetings! Your child uses the valuable online tool, Progress Learning, at school. Fun and easy to use, Progress Learning provides many features that will help your child succeed. Throughout the year, they will be able to access a variety of tests, practice questions, games, and many other activities designed to keep your child actively learning. They will also be able to use this website outside of school from any computer with an internet connection.

To help your student use this resource:

- Go to info.progresslearning.com for your child can log in through Clever or Class, Ink if their school integrates with those services)
- Log in to the site using the school's Account ID and your child's username and password
- If you have questions about login information, please contact your child's school
- Go to the student account section and add your email address to receive weekly progress reports from Progress Learning.



All assignments are visible on the home page when a student logs in.

Students can monitor their progress by clicking on Practice on the left side of the page and choosing a subject area. Progress Learning's color-coded Dot Rank system will indicate strengths and areas for improvement by standard.

If you have questions about using the platform, view the Help Center available in the HELP menu at the top of any page.

Contact us at info@progresslearning.com

Student Activity Suggestions for Practice at Home

Option 1: Follow a Weekly Schedule for At-Home Practice

Here's a suggested weekly schedule of what students can do to review and practice in Progress Learning.

Mon	Work for 30 minutes in your Study Plan. <i>K-5th grade students try to earn 3 Galaxy Stars to show mastery on a standard. 6th-12th grade students work toward turning at least 1 yellow dot or 1 pink dot into a green dot to show mastery on a standard.</i>
Tues	Complete practice with videos in your Study Plan for two standards with the 10 question practice set questions. Write 3 reflections on what you learned for each video.
Wed	Take a practice test in your Study Plan and review any questions answered incorrectly. The results can be found in your Graded Work.
Thurs	K-8th grade students complete fluency practice in Skills Practice for 20 minutes. 6-12th grade students work to earn at least 5 tokens and celebrate practice in the Game Arcade.

Option 2: Empower Student Choice with Practice at Home

Have students complete this choice board to help them achieve three learning goals for the summer. Click [here](#) to download.

Choice Board Progress Learning

Complete this choice board to help achieve your three learning goals for summer. Each time you complete a task, show your teacher.

Master a standard in your Study Plan	Review a graded assignment	Complete a printable Progress Learning activity
Complete all videos for 1 standard	Write a reflection of what you learned after completing a standard in your Study Plan	Work on 2 standards in your Study Plan
Retry a standard in your Study Plan under 70%	Free choice	Complete a small practice test in your Study Plan
Write an encouraging note to a student in your class to keep working hard	Complete a medium practice test in your Study Plan	Work on 1 standard in your Study Plan

Option 3: Set Summer Goals for Practice at Home

Help students set goals of what to practice over the summer with student goal setting templates. Click [here](#) to download.

Student Goal Setting Forms

The graphic displays several goal setting templates, including:

- LILOFF - MAP Student Goal Setting**: A grid for tracking progress on various standards.
- Clarify and Review Questions**: A form for identifying and reviewing specific questions.
- My Recommended Topics of Study**: A form for listing and prioritizing study topics.
- My Recommended Topics of Study**: Another version of the topic selection form.
- Summer Goal Setting**: A large form with sections for 'Summer Goals', 'My Recommended Topics of Study', and 'My Recommended Topics of Study'.