



## Teacher Challenges:

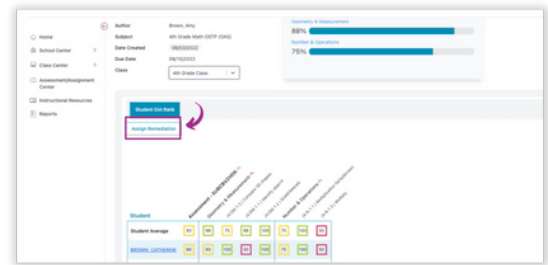
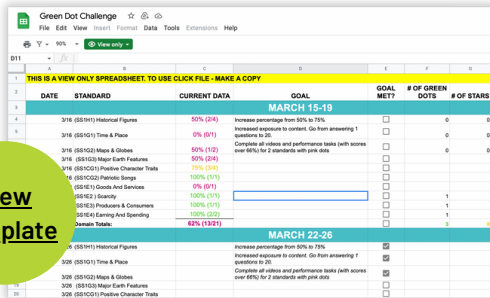
Identify missing building blocks of learning

Help students recover academic gaps

Encourage student engagement and motivation

## Solution:

- 1** **ASSIGN YOUR STUDENTS A DIAGNOSTIC TEST** using "Progress Learning Selects" assessment mode.
- 2** **ASSIGN INDIVIDUALIZED REMEDIATION** by navigating to your Assessments/ Assignments Center tab and clicking on the number in the Student Dot Rank on a result. In the Remediation tab, click on the "Assign Individual Weaknesses" link to create automatic remediation practice. Students will find their "Suggested Practice" in their Assignments tab.
- 3** **SET INDIVIDUAL STUDENT GOALS** using the Student tab in your Progress Report. Look at each student's progress report to set learning targets. You can see the average scores and question counts (correct/total attempted in parentheses) for each standard.

DATE	STANDARD	CURRENT DATA	GOAL	GOAL MET?	# OF GREEN DOTS	# OF STARS
<b>MARCH 15-19</b>						
3/16	0551011 Historical Figures	50% (2/4)	Increase percentage from 50% to 75%. Increased questions to correct. Get from answering 1 question to 20.	<input type="checkbox"/>	0	0
3/16	0551011 Time & Place	0% (0/1)	Complete all video and performance tasks (with scores over 65%) for 2 standards with pink dots	<input type="checkbox"/>	0	0
3/16	0551020 Major Earth Features	50% (2/4)		<input type="checkbox"/>	0	0
3/16	0551021 Positive Character Traits	75% (3/4)		<input type="checkbox"/>	0	0
3/16	0551022 Economic Change	100% (1/1)		<input checked="" type="checkbox"/>	1	1
3/16	0551023 Global And Chemical	100% (1/1)		<input checked="" type="checkbox"/>	1	1
3/16	0551024 Science & Consensus	100% (1/1)		<input checked="" type="checkbox"/>	1	1
3/16	0551024 Earning And Spending	100% (2/2)		<input checked="" type="checkbox"/>	1	1
3/16	0551024 Personal Traits	67% (1/1.5)		<input type="checkbox"/>	0	0
<b>MARCH 22-26</b>						
3/16	0551011 Historical Figures		Increase percentage from 50% to 75%. Increased questions to correct. Get from answering 1 question to 20.	<input type="checkbox"/>	0	0
3/16	0551011 Time & Place		Complete all video and performance tasks (with scores over 65%) for 2 standards with pink dots	<input type="checkbox"/>	0	0
3/16	0551020 Major Earth Features			<input type="checkbox"/>	0	0
3/16	0551021 Positive Character Traits			<input type="checkbox"/>	0	0

View Template

Your Dot Rank contains cumulative data based on all activities completed for assessments, practice tests, practice questions, videos, and diagnostics. Dot Rank shall be displayed for any subjects, domains or standards with a minimum of 5 questions answered on completed activities.

Record goals in a [spreadsheet](#) as a reference tool for when you conference with students.

### Example Goals for Students

- Answer 20 questions for 1 standard with a pink dot
- Improve 3 standards from pink to yellow dots
- Achieve green dots for 5 standards with no data
- Complete all videos and performance tasks (with scores over 65%) for 2 standards with pink dots

The Dot Rank contains cumulative data based on all activities completed for assessments, practice tests, practice questions, videos, and diagnostics.

- Gray dot: Less than 2 questions answered
- Pink dot: less than 65%
- Yellow dot: 65-80%
- Green dot: greater than 80%

- 4** **STUDENTS PRACTICE INDEPENDENTLY.** Middle and High School Students will select "Assignments" and it will just show on their list of assignments with the naming convention of "Student Last Name, First Name-Testing-Amount of Questions-Name of Domain." Elementary Students will have a notification of a "New Assignment" and click on "Assignments."
- 5** **STUDENTS PRACTICE IN THEIR GRADED WORK SECTION.** Results for standards less than 80% are displayed on the Practice Needed section and offer options to work through videos and questions.
- 6** **ASK US ABOUT LIFTOFF!** Our adaptive intervention program supports instruction by targeting specific academic standards in vertical alignment for math and reading. Liftoff helps fill academic gaps that may have occurred due to learning loss.



**LIFTOFF**  
Adaptive Intervention

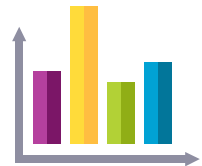
## Teacher Challenges:

Diagnose standards below proficiency

Provide targeted assignments to individuals/student groups

Help students see progress made and aspire to reach new levels

## Solution:



1

**GIVE YOUR STUDENTS A DIAGNOSTIC TEST** using "Progress Learning Selects" assessment mode.

2

**BUILD TARGETED ASSIGNMENTS FOR YOUR GROUPS** using the data found in the Class Dot Rank tab in your Progress Report.

3

**STUDENTS SET THEIR OWN GOALS** using their progress reports. Students will click on the Progress Report icon. They will set the appropriate filters and click GO.

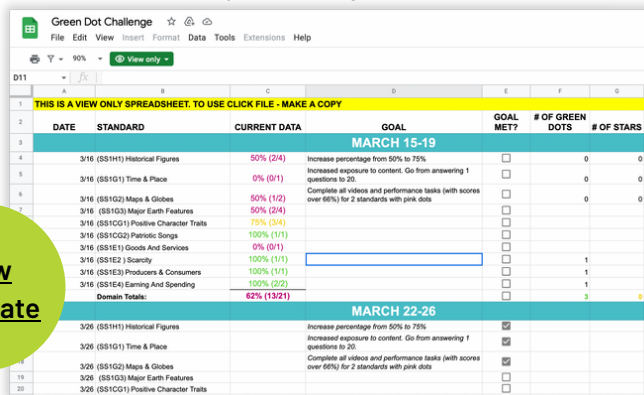
4

**STUDENTS PRACTICE INDEPENDENTLY.** Students will select "Study Plan" on the left menu, pick their subject area, and work in the areas that you designated as their learning targets.

They will click on the standards where they have PINK or YELLOW dots, or in the areas that they set as their own personal goals.

The Dot Rank contains cumulative data based on all activities completed for assessments, practice tests, practice questions, videos, and diagnostics.

- Gray dot: Less than 2 questions answered
- Pink dot: less than 65%
- Yellow dot: 65-80%
- Green dot: greater than 80%



DATE	STANDARD	CURRENT DATA	GOAL	GOAL MET?	# OF GREEN DOTS	# OF STARS
<b>MARCH 15-19</b>						
	3/16 (SS1H1) Historical Figures	50% (2/4)	Increase percentage from 50% to 75%	<input type="checkbox"/>	0	0
	3/16 (SS1G1) Time & Place	0% (0/1)	Increased exposure to content. Go from answering 1 questions to 20	<input type="checkbox"/>	0	0
	3/16 (SS1G2) Maps & Globes	50% (1/2)	Complete all videos and performance tasks (with scores over 65%) for 2 standards with pink dots	<input type="checkbox"/>	0	0
	3/16 (SS1G3) Major Earth Features	50% (2/4)		<input type="checkbox"/>		
	3/16 (SS1G4) Positive Character Traits	75% (3/4)		<input type="checkbox"/>		
	3/16 (SS1G5) Patriotic Songs	100% (1/1)		<input type="checkbox"/>		
	3/16 (SS1E1) Goods And Services	0% (0/1)		<input type="checkbox"/>		
	3/16 (SS1E2) Scarcity	100% (1/1)		<input type="checkbox"/>		1
	3/16 (SS1E3) Producers & Consumers	100% (1/1)		<input type="checkbox"/>		1
	3/16 (SS1E4) Earning And Spending	100% (2/2)		<input type="checkbox"/>		1
	<b>Domain Total:</b>	<b>62% (13/21)</b>				<b>3</b>
<b>MARCH 22-26</b>						
	3/26 (SS1H1) Historical Figures		Increase percentage from 50% to 75%	<input checked="" type="checkbox"/>		
	3/26 (SS1G1) Time & Place		Increased exposure to content. Go from answering 1 questions to 20	<input checked="" type="checkbox"/>		
	3/26 (SS1G2) Maps & Globes		Complete all videos and performance tasks (with scores over 65%) for 2 standards with pink dots	<input checked="" type="checkbox"/>		
	3/26 (SS1G3) Major Earth Features			<input checked="" type="checkbox"/>		
	3/26 (SS1G4) Positive Character Traits			<input checked="" type="checkbox"/>		

[View Template](#)

Your Dot Rank contains cumulative data based on all activities completed for assessments, practice tests, practice questions, videos, and diagnostics. Dot Rank shall be displayed for any subjects, domains or standards with a minimum of 5 questions answered on completed activities.

### Class Challenge

Keep a spreadsheet of how many green dots each student has earned. Encourage friendly competition among your classes based on all the green dots earned class-wide out of the total number available (# standards x # students in the class).

As students earn green dots, the Green Dot Challenge will evolve into a Stars Challenge (a green dot plus all activities completed for a standard).

### Rewards


- Drop the lowest test grade
- Exempt from general assignment
- Exempt from an online assignment
- Badges within the Progress platform

## Teacher Challenges:

Provide self-guided practice

Foster healthy competition

Keep learning fun!

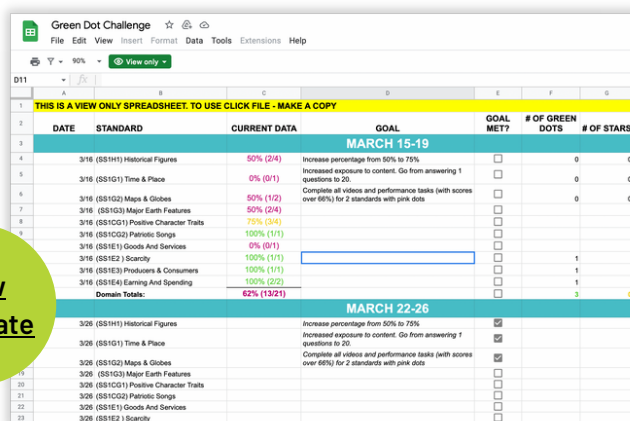


## Solution:

- 1 **STUDENTS TAKE A SUMMATIVE ASSESSMENT** by clicking on the Practice Test button on their Student Independent Practice Page and clicking on the Large links, which will serve as their pretest.
- 2 **STUDENTS PRACTICE IN THEIR GRADED WORK SECTION.** Results for standards less than 80% are displayed on the Practice Needed section and offer options to work through videos and questions.
- 3 **STUDENTS TAKE ON THE PRACTICE CHALLENGE** by working in their Practice Page to complete all activities within each standard to gain a star! To do this, they will work in each standard to score > 85% in each activity and until the progress bar is 100% complete.
- 4 **STUDENTS TAKE A SUMMATIVE ASSESSMENT** by clicking on the Practice Test button on their Student Independent Practice Page and clicking on the Large links which will serve as their post-test.

The Dot Rank contains cumulative data based on all activities completed for assessments, practice tests, practice questions, videos, and diagnostics.

- Gray dot: Less than 2 questions answered
- Pink dot: less than 65%
- Yellow dot: 65-80%
- Green dot: greater than 80%



DATE	STANDARD	CURRENT DATA	GOAL	GOAL MET?	# OF GREEN DOTS	# OF STARS
<b>MARCH 15-19</b>						
	3/16 (SS1H1) Historical Figures	50% (2/4)	Increase percentage from 50% to 75%	<input type="checkbox"/>	0	0
	3/16 (SS1G1) Time & Place	0% (0/1)	Increased exposure to content. Go from answering 1 questions to 20.	<input type="checkbox"/>	0	0
	3/16 (SS1G2) Maps & Globes	50% (1/2)	Complete all videos and performance tasks (with scores over 60%) for 2 standards with pink dots	<input type="checkbox"/>	0	0
	3/16 (SS1G3) Major Earth Features	50% (2/4)		<input type="checkbox"/>		
	3/16 (SS1C21) Positive Character Traits	75% (3/4)		<input type="checkbox"/>		
	3/16 (SS1C22) Patriotic Songs	100% (1/1)		<input type="checkbox"/>		
	3/16 (SS1E1) Goods And Services	0% (0/1)		<input type="checkbox"/>		
	3/16 (SS1E2) Scarcity	100% (1/1)		<input type="checkbox"/>		1
	3/16 (SS1E3) Producers & Consumers	100% (1/1)		<input type="checkbox"/>		1
	3/16 (SS1E4) Earning And Spending	100% (2/2)		<input type="checkbox"/>		1
	<b>Domain Totals:</b>	<b>62% (13/21)</b>				<b>3</b>
<b>MARCH 22-26</b>						
	3/26 (SS1H1) Historical Figures		Increase percentage from 50% to 75%	<input checked="" type="checkbox"/>		
	3/26 (SS1G1) Time & Place		Increased exposure to content. Go from answering 1 questions to 20.	<input checked="" type="checkbox"/>		
	3/26 (SS1G2) Maps & Globes		Complete all videos and performance tasks (with scores over 60%) for 2 standards with pink dots	<input checked="" type="checkbox"/>		
	3/26 (SS1G3) Major Earth Features			<input type="checkbox"/>		
	3/26 (SS1C21) Positive Character Traits			<input type="checkbox"/>		
	3/26 (SS1C22) Patriotic Songs			<input type="checkbox"/>		
	3/26 (SS1E1) Goods And Services			<input type="checkbox"/>		
	3/26 (SS1E2) Scarcity			<input type="checkbox"/>		

[View Template](#)

### Class Challenge

Keep a spreadsheet of how many green dots each student has earned. Encourage friendly competition among your classes based on all the green dots earned class-wide out of the total number available (# standards x # students in the class).

As students earn green dots, the Green Dot Challenge will evolve into a Stars Challenge (a green dot plus all activities completed for a standard).

### Rewards

- Drop the lowest test grade
- Exempt from general assignment
- Exempt from an online assignment
- Badges within the Progress platform