


# Class Game: Think or Swim

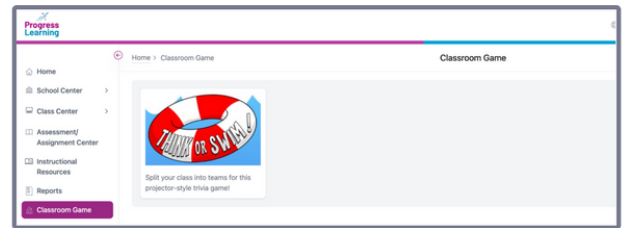


## What is it?

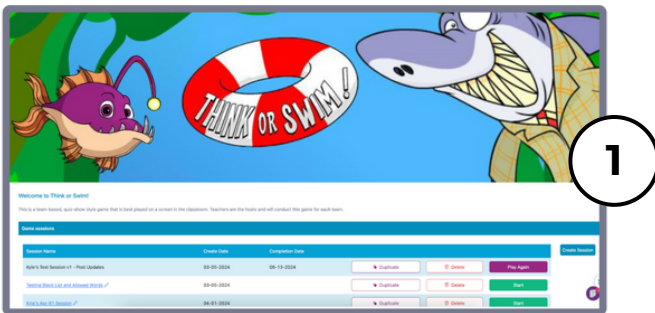
We are excited to share a new projector-based class game called Think or Swim! This is a team-based, quiz-show-style game that is best played on a screen in the classroom. Teachers are the hosts and will conduct this game for each team.

## Where is it located?

Teachers can launch a Think or Swim game by clicking "Classroom Game" on the left-hand side of the menu options of the Teacher Dashboard.



## How does it work?

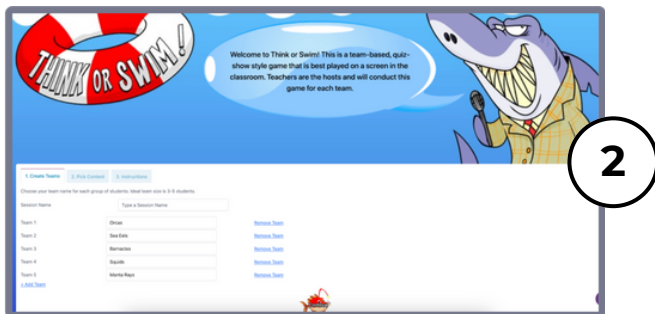


1

Teachers will select the menu option "Classroom Game" on their Teacher Dashboard. Then, they will select "Think or Swim."

**Teachers can select a session they pre-created in the Game Sessions or click "Create Session" to create a new game.**

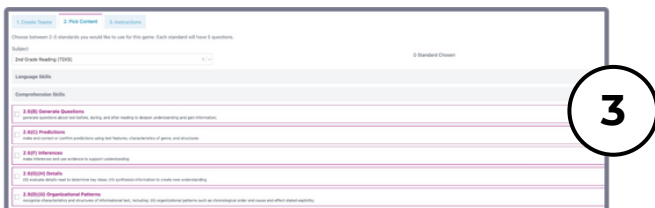
When creating a new game, you will be prompted to add a session name and select or rename teams. Then, click "Continue."



2

Select the subject and standards to include in the game. Choose between 2-5 standards you would like to use for this game. Each standard will have 5 questions. Then, click "Continue."

Group students into teams of 3-5. Each team will take a turn selecting a shell to reveal a question. All teams will respond by holding up their answer when the host calls time. When you have all team responses, reveal the answer and mark which team(s) have earned points for the round.



3

If the host has chosen to include Reef Recess, then students will be asked to perform a team or individual activity to earn additional points! Reef Recess is comprised of random mini "brain breaks" that will get the students engaged by performing various activities such as: "Who can do the best ocean animal sound?" and "Team tic-tac-toe!"



4

The game ends when all questions have been answered or when time is up!

**Then, click "Save for Later" or "Save and begin!"**

