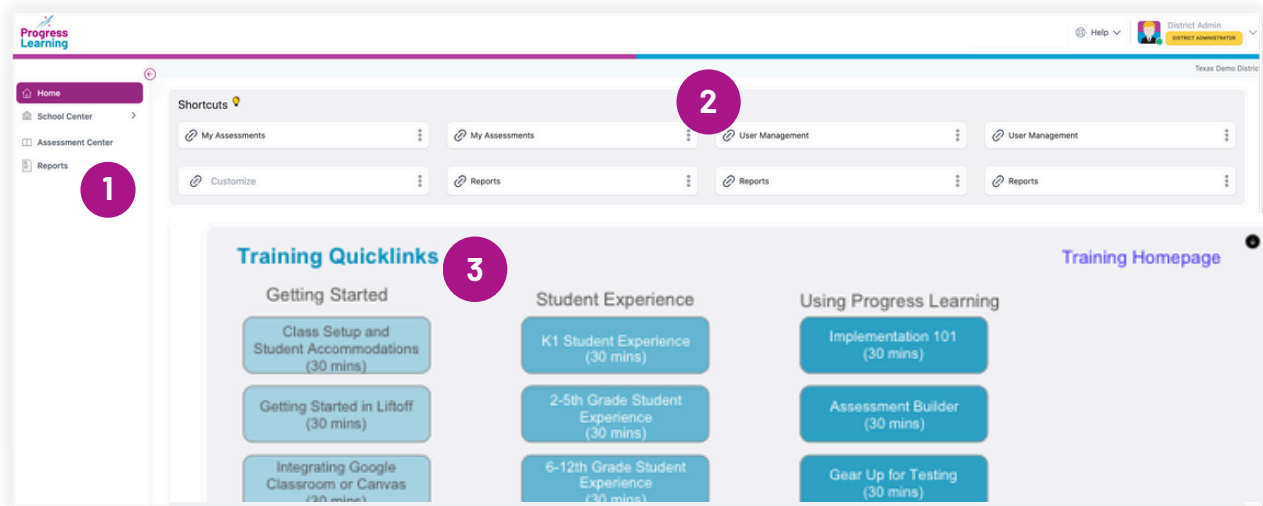


District Admin Quick Start Guide

Your District Homepage

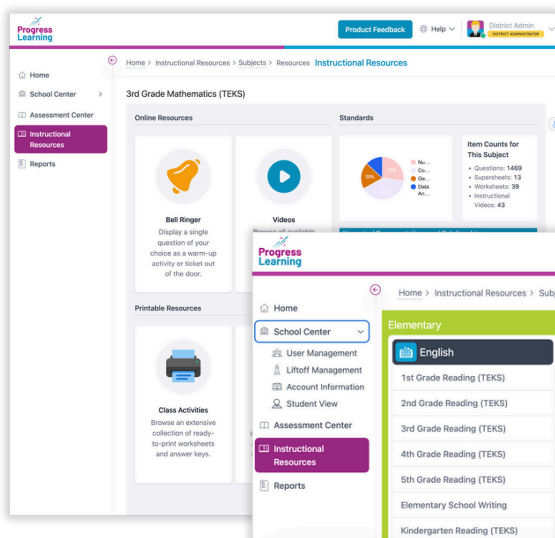
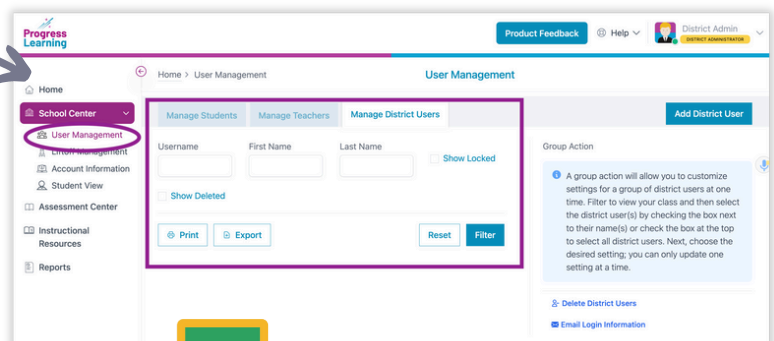
- 1 Use the side Navigation Menu to explore your district portal.
- 2 Customize your Shortcuts to jump to the areas you visit most with a single click.
- 3 Easily access training for your staff.



User Management

Create and manage your teacher, student, and district user accounts.

- Manually upload students and teachers via CSV template
- Sync via Clever, ClassLink, Canvas, or Google Classroom. [Contact us for setup](#)



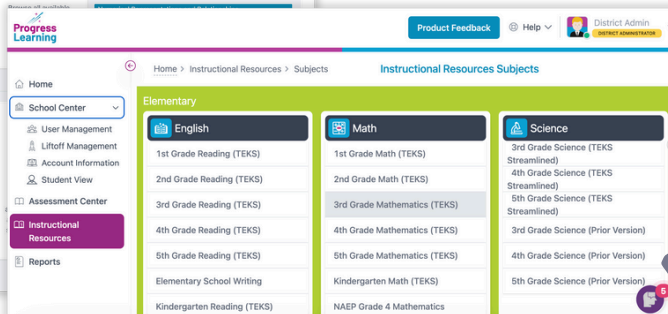
Google Classroom



Instructional Resources

All admins and teachers have access to [projectable](#) and [printable resources](#) to supplement lessons.

- Projectable [Bell Ringers](#) and [Videos](#)
- Downloadable and printable [worksheets](#) and answer keys



Create District Assessments

Create customized summative and formative district-wide assessments.

- Choose your preferred assessment settings
- Select your own questions or use our pre-built option

Use District Reports for Actionable Data

Easily access data across all your campuses!

- See usage reports
- See district assessment data
- See district-wide progress reports



**Free Training Is Available
for District Admins!**
[Click here to register.](#)