



Support Student Learning at Home This Summer

Planning Effective Summer Instruction for All Learners

Prepare Student Login Information to Send Home

There is no student app for Progress Learning. We designed our program to be accessible for students on any device that has access to a web browser (Chrome, Firefox, Safari, etc.).

Students will need to use the URL, app.progresslearning.com/login, to log in.

2 WAYS TO SET UP LOGINS FOR STUDENTS

OPTION 1: MANUAL LOGIN

Account ID
123456

Username
Your username

Password
Your password

Forgot your password?

Sign in

To log in to Progress Learning, your students will go to app.progresslearning.com/login and use their account ID, username, and password to access their account.

To learn how to print and give students their login information, click [here](#).

Class Details

Class: Sample- 5th Grade Class (Turner) | Class Name: Sample- 5th Grade Class (Turner) | Class Display Name: Sample- 5th Grade Class (Turner) | Class Color: [Color Picker]

Class Start Time: 09:15 AM | Class End Time: 10:15 AM | Class Status: Active

Buttons: Password Card, Archive Class, Archive Link, Class Password, Delete Class, Connect to Google Classroom

STUDENT: [Dropdown]

TEACHER: [Dropdown]

SUBJECTS: [Dropdown]

SETTINGS

Class Subjects

Subject	Remove
2nd Grade Math (TEKS)	X
2nd Grade Reading (TEKS)	X
2nd Grade Mathematics (TEKS)	X
2nd Grade Reading (TEKS)	X

Password Cards

Print the password card for your class students.

Student Name	Account ID	Username	Student ID	Grade	Password
Baker, Easton	9th	Easton	123456	3	Progress
Baker, Elijah	9th	Elijah	123456	3	Progress
Baker, Milah	9th	Milah	123456	3	Progress
Sanders, Antonio	9th	Antonio	123456	4	Progress
Berry, Halle	9th	Halle	123456	3	Progress
BROWN, CATHERINE	9th	Catherine	123456	4	Progress
BROWN, THOMAS	9th	Thomas	123456	4	Progress
Cruz, Penelope	9th	Penelope	123456	5	Progress
Fordley, Joshua	9th	Joshua	123456	6	Progress

Print

OPTION 2: INTEGRATION LOGINS

Progress Learning supports Single Sign-On (SSO) through **Clever**, **ClassLink**, **Google**, **Canvas**, and **Schoology** (via Clever). If your school rosters through one of these platforms, students can log in via your campus portal and simply click the **Progress Learning icon**—no separate password needed.

Students can also access their Clever, ClassLink, or Schoology accounts directly from the Progress Learning login page, which will redirect them to their platform login.



We also integrate with learning management systems, to help streamline classroom management and instruction. If you need help setting up our integrations, please send us an email at support@progresslearning.com or call us at (877) 377-9537.

Send Family Resources Home on Best Practices

Family Brochures

Connect families to Progress Learning by downloading and printing our family brochures. Teachers can print the family brochure front and back, fold it, and send it home as an info guide for families on how to use Progress Learning at home and support their students.




- K-1 Family Brochure (English)
- K-1 Family Brochure (Spanish)

- 2-5 Family Brochure (English)
- 2-5 Family Brochure (Spanish)

- 6-12 Family Brochure (English)
- 6-12 Family Brochure (Spanish)

Family Welcome Letters


Download and print this family letter to send home with your students. This welcome letter will give families the first steps on how to start using Progress Learning at home with their child.



- K-5 Welcome Letters in English and Spanish
- 6-12 Welcome Letters in English and Spanish

Family Connect

With Family Connect, parents and guardians can view instructional materials by unit and sequence—supporting transparency and helping them reinforce learning at home.



- Family Connect flyer (English)
- Family Connect flyer (Spanish)

5 Things Everyone Needs to Know

In this resource, you'll find the most common questions that parents/guardians have about Progress Learning, along with tips to help your child log in, learn, and succeed.



[Download Here in English and Spanish](#)

Student Activity Suggestions for Practice at Home


OPTION 1: FOLLOW A WEEKLY SCHEDULE FOR AT-HOME PRACTICE

Here's a suggested weekly schedule of what students can do to review at home. You may need to adjust based on materials available at home.

Mon	Tues	Wed	Thurs
Work for 30 minutes in Math or ELA either in an online platform or workbook, then alternate subjects.	Grades K-5: Watch a learning video with a family member, draw a picture, and talk about it. Grades 6-12: Watch an educational video, write a reflection, and have a discussion with someone at home.	Take an online practice test in one of your online learning programs from your teacher, read for 30 minutes.	Grades K-5: Complete skills practice in an online program for 30 mins, then have some fun playing learning games. Grades 6-12: Work in an online skills platform and play learning games for 45 mins.


OPTION 2: EMPOWER STUDENT CHOICE WITH PRACTICE AT HOME

Create a choice board for students to use at home to help them achieve three learning goals for the summer. Click [here](#) to download.



OPTION 3: SET SUMMER GOALS FOR PRACTICE AT HOME

Help students set goals of what to practice over the summer with student goal setting templates. Click [here](#) to download.



Ready to learn more?

Visit www.progresslearning.com or contact us at info@progresslearning.com